

KEY FEATURES

Creation date : 27/03/2015
Fund structure : UCIT under Luxembourg law
Directive : UCITS IV
AMF classification : Diversified
Benchmark :
 20% J.P. Morgan GBI Global Index Hedge Return +
 80% MSCI World Index Net Return
PEA eligible : Yes
Currency : EUR
Type of shares : Capitalization
ISIN code : LU1203020190
Bloomberg code : CPRDYAA LX
Minimum recommended investment horizon :
 > 5 years
Risk scale (according to KIID) :



KEY FIGURES

Net Asset Value (NAV) : 1,052.47 (EUR)
Assets Under Management (AUM) :
 67.09 (million EUR)
Last coupon : -

KEY PEOPLE

Management company : CPR ASSET MANAGEMENT
Fund manager : Cyrille Geneslay / Malik Haddouk
Custodian / Administrator :
 CACEIS Bank, Luxembourg Branch / CACEIS Fund
 Administration Luxembourg

OPERATION & FEES

Frequency of NAV calculation : Daily
Order cut-off time : 09:00
Execution NAV / settlement : J / J+3
Minimum initial subscription :
 1 One ten-Thousandth of Share(s)/Equitie(s)
Minimum subsequent subscription :
 1 One ten-Thousandth of Share(s)/Equitie(s)
Subscription fee (max) / Redemption fee :
 5.00% / 0.00%
Annual management charges (max.) : 1.40%
Administrative fees : -
Performance fees : Yes

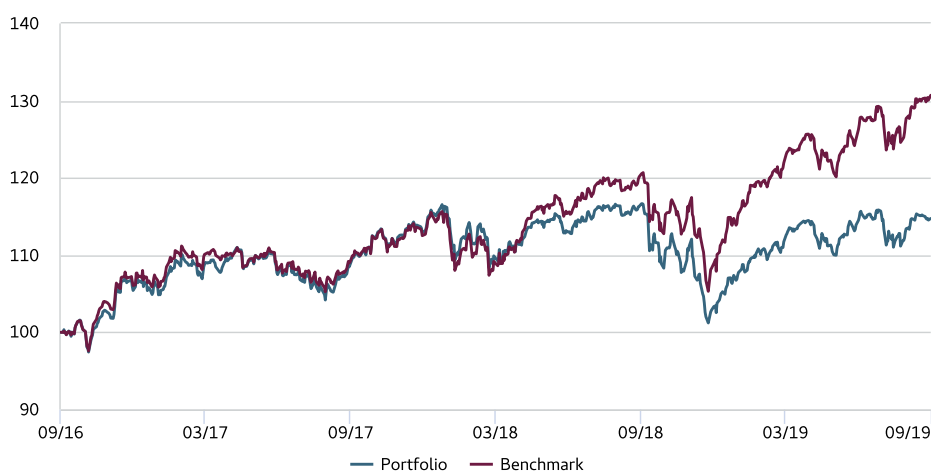
All details are available in the legal documentation

INVESTMENT STRATEGY

A global balanced fund whose objective is to outperform the benchmark over a 5-year min. investment horizon while delivering a maximum ex-ante volatility of 20%. The fund's equity exposure ranges from 50% to 100% while the modified duration on the fixed income section can move between -2 and +4. CPR INVEST - Dynamic is a feeder fund of French-domiciled FCP, CPR Croissance Dynamique.

ANALYSIS OF THE NET PERFORMANCE

CHANGE IN NET ASSET VALUE BASE 100



ANNUALISED PERFORMANCES ¹

	YTD	1 month	3 months	1 year	3 years	5 years	10 years
Since	31/12/2018	30/08/2019	28/06/2019	28/09/2018	30/09/2016	30/09/2014	30/09/2009
Portfolio	11.04%	1.16%	0.74%	-1.34%	4.69%	4.44%	7.78%
Benchmark	20.00%	2.35%	4.52%	8.79%	9.34%	8.93%	10.52%
Spread	-8.96%	-1.19%	-3.78%	-10.13%	-4.64%	-4.49%	-2.74%

¹ Data corresponding to periods of more than a year are annualised.

ANNUAL PERFORMANCES

	2018	2017	2016	2015	2014
Portfolio	-8.51%	7.14%	4.17%	4.70%	16.70%
Benchmark	-3.19%	6.09%	9.11%	8.72%	17.24%
Spread	-5.31%	1.05%	-4.95%	-4.02%	-0.54%

RISK ANALYSIS

	1 year	3 years	5 years	10 years
Portfolio volatility	10.65%	8.86%	11.08%	11.03%
Benchmark volatility	11.19%	8.96%	10.81%	10.39%
Sharpe Ratio	-0.09	0.57	0.46	0.71
Sharpe ratio of the benchmark	0.82	1.08	0.88	1.02
Maximum drawdown	-13.25%	-13.25%	-22.10%	-22.10%

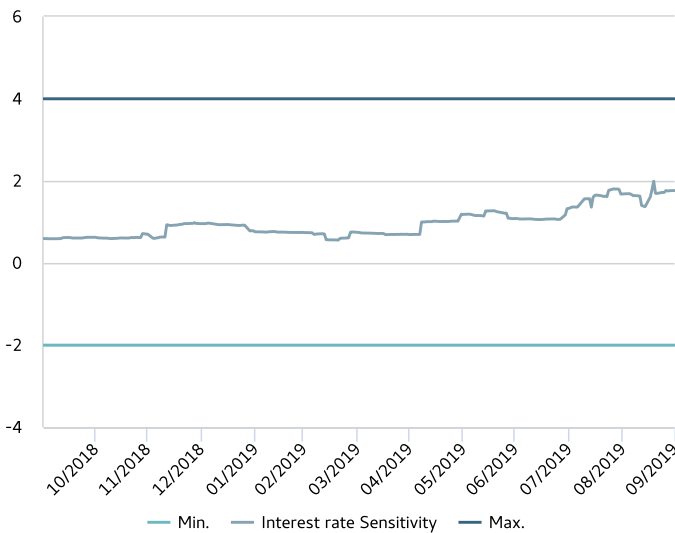
Annualised data

BREAKDOWN OF THE MASTER FUND'S PORTFOLIO

OVERVIEW

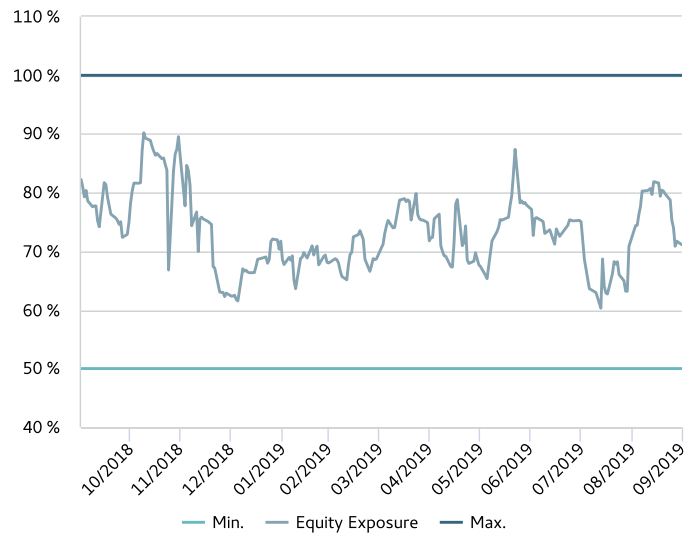
	Portfolio
Equities Exposure	71.12%
Interest rate sensitivity	1.76
Number of lines (excluding cash)	23
Equities exposure evolution (m-1)	-0.60%
Interest rate sensitivity evolution (m-1)	0.09

EVOLUTION OF THE SENSITIVITY RATE



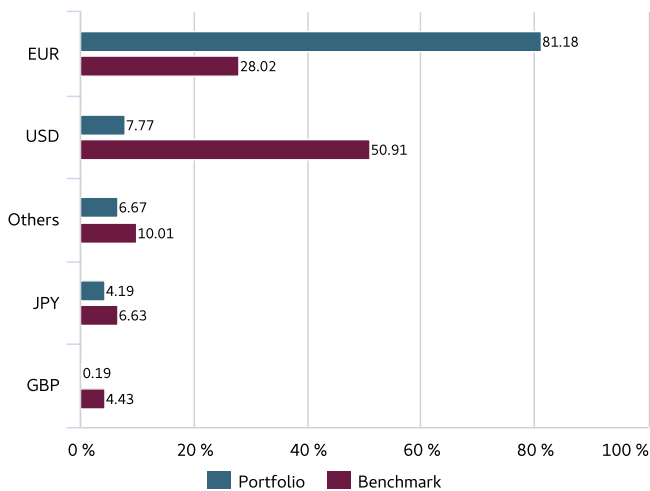
In sensitivity points - including derivatives

CHANGE IN EQUITY EXPOSURE - ONE YEAR



As a percentage of total assets - including derivatives

MAIN CURRENCY EXPOSURE



MAIN POSITIONS IN PORTFOLIO

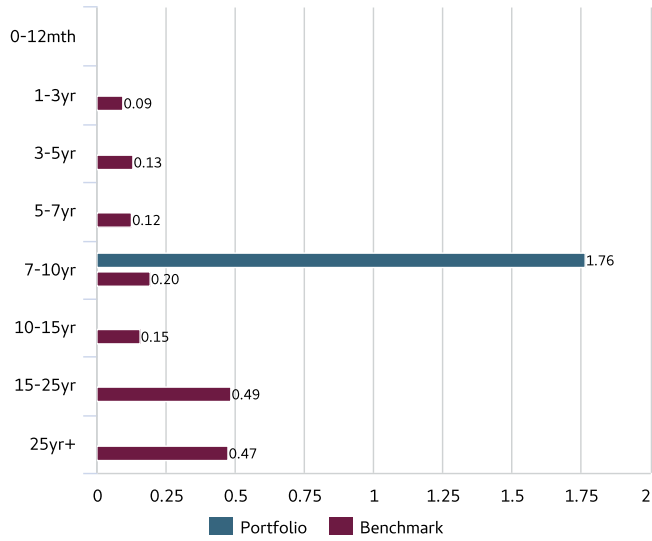
	Sector	Weight
AM ID MSCI EMU-UC ETF DR-EUR PARIS	Equities EMU	18.01%
AMUNDI SERENITE PEA-I(C)	Money Market Investments	17.10%
AMUNDI MSCI WORLD UCITS ETF - EUR (C)	Equities World	16.91%
BNPP EASY S&P 500 EUR HEDGE	Equities USA	13.02%
AMUNDI MSCI USA UCITS ETF - EUR (C)	Equities USA	10.98%
ISHARES MSCI EMU	Equities EMU	6.62%
AMU ETF PEA JPN TOPIX UC ETF - EUR (D)	Others	5.50%
AMUNDI PRIME EUROZONE(D)	Equities EMU	3.15%
AMU ETF PEA MSCI EMERG ASIA UC ETF (D)	Others	2.97%
AMU ETF PEA JPN TOPIX UC ETF - DH EUR(D)	Others	2.00%

Excluding derivatives

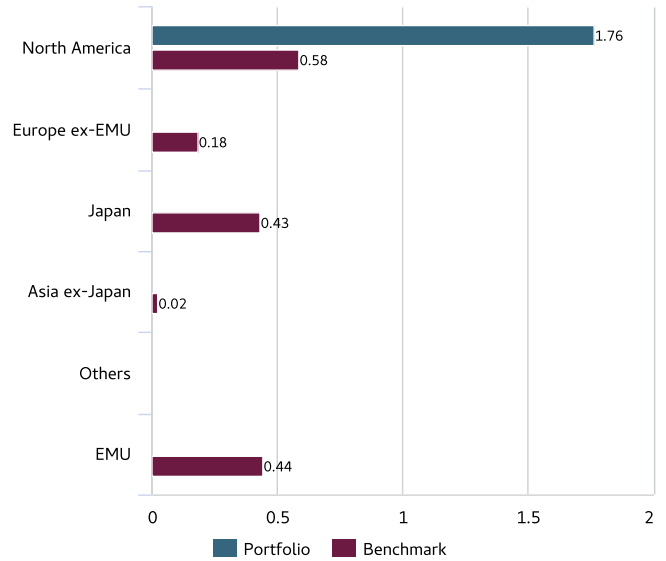
INTEREST RATE SENSITIVITY ANALYSIS

Interest rate sensitivity **1.76**

MATURITY BREAKDOWN



GEOGRAPHICAL BREAKDOWN

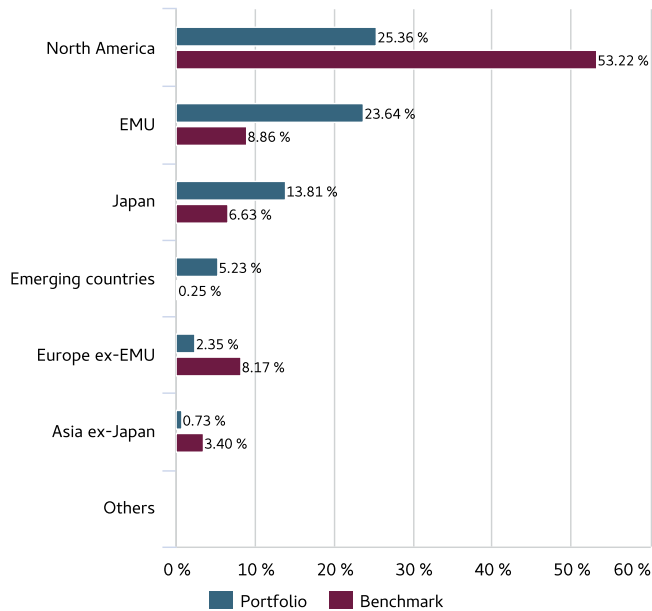


In sensitivity points - including derivatives

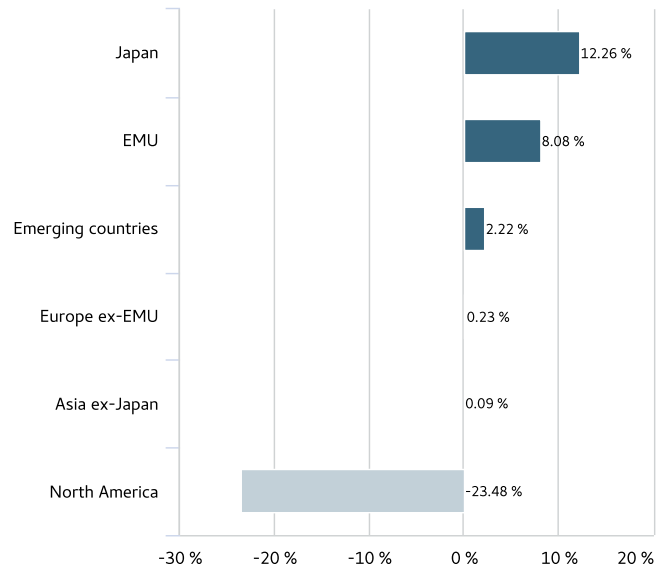
EQUITIES EXPOSURE ANALYSIS

Equities Exposure **71.12%**

GEOGRAPHICAL BREAKDOWN



MONTHLY GEOGRAPHICAL MOVEMENTS



As a percentage of total assets - including derivatives